



National Resource Hub

Unifying Resource Management Nationwide

The National Resource Hub is a suite of web-based tools that support a consistent approach to the resource management preparedness process for:



- ▶ Automating the use of National Incident Management System (NIMS) resource typing definitions, position qualification sheets, and position task book templates
- ▶ Inventorying individual resources – personnel, equipment, teams, supplies, and facilities
- ▶ Managing personnel qualifications, certifications, and credentials consistently with the National Qualification System (NQS)
- ▶ Supporting existing resource management-related guidance, policies, practices, and mutual aid compacts



Resource Management Preparedness Process

WHAT'S IN IT FOR YOU...

- ★ Supports and standardizes implementation of NIMS and NQS and automates adoption of guidance
- ★ Meets requirements of the NIMS Implementation Objectives and NQS Implementation Objectives
- ★ Increases efficiencies in performing routine resource management tasks



NATIONAL RESOURCE HUB TOOLS



Typing Resources
Resource Typing
Library Tool



Inventory Resources
Resource Inventory
System



Personnel Qualifications Management
OneResponder



FEMA

To learn more, please visit: <https://preptoolkit.fema.gov/web/national-resource-hub/>

Implementation support is available through FEMA's National Integration Center and your FEMA Region by contacting: FEMA-NIMS@fema.dhs.gov



National Resource Hub

Unifying Resource Management Nationwide

What the National Resource Hub Does...

- ✓ Consolidates and integrates existing FEMA-provided systems for resource management preparedness.
- ✓ Stores information in a secure cloud-hosted, government-authorized environment.
- ✓ Ensures organizations and resource owners retain full ownership and control over their resources.
- ✓ Offers a no-cost solution for the whole community.

What the National Resource Hub Doesn't Do...

- ✗ Is not a deployment system. It does not allow any agency or individual to request or deploy resources and personnel through the system.
- ✗ Organizations and resource owners do not lose control or ownership over their resource information.
- ✗ Does not change or modify any existing mutual aid agreements or compacts.

RTLT – Resource Typing Definitions, Position Qualification Sheets, and Position Task Book Templates



Provides online library of all resources typing definitions, job titles/position qualification sheets, position task books (PTB), and Emergency Operations Center (EOC) Skillsets that have been released by FEMA as a part of the NIMS. Resource typing definitions and position qualification sheets serve as the common language for the mobilization of resources and personnel.

[Learn more about the Resource Typing Library Tool](#)

RIS – Resource Inventory System



Provides a solution to identify and inventory resources and personnel, consistently with NIMS resource typing definitions, job titles/position qualification sheets, and EOC Skillsets. Users can inventory all their resources including equipment, personnel, teams, facilities, and supplies for day-to-day use and those available for mutual aid in larger-scale incidents.

[Learn more about the Resource Inventory System](#)

OneResponder – Personnel Qualifications Management System



Supports organizations in managing their personnel and individual responder qualifications and training history in implementing the National Qualification System. It allows organizations to establish position requirements by issuing PTBs and provides functions to customize and track training and performance requirements to achieve capability targets.

[Learn more about the Personnel Qualifications & Credentialing Management](#)





National Resource Hub

Unifying Resource Management Nationwide

What the National Resource Hub Does...

- ✓ Consolidates and integrates existing FEMA-provided systems for resource management preparedness.
- ✓ Stores information in a secure cloud-hosted, government-authorized environment.
- ✓ Ensures organizations and resource owners retain full ownership and control over their resources.
- ✓ Offers a no-cost solution for the whole community.

What the National Resource Hub Doesn't Do...

- ✗ Is not a deployment system. It does not allow any agency or individual to request or deploy resources and personnel through the system.
- ✗ Organizations and resource owners do not lose control or ownership over their resource information.
- ✗ Does not change or modify any existing mutual aid agreements or compacts.

RTLT – Resource Typing Definitions, Position Qualification Sheets, and Position Task Book Templates



Provides online library of all resources typing definitions, job titles/position qualification sheets, position task books (PTB), and Emergency Operations Center (EOC) Skillsets that have been released by FEMA as a part of the NIMS. Resource typing definitions and position qualification sheets serve as the common language for the mobilization of resources and personnel. Learn more about the Resource Typing Library Tool:

<https://preptoolkit.fema.gov/web/national-resource-hub/resource-typing>

RIS – Resource Inventory System



Provides a solution to identify and inventory resources and personnel, consistently with NIMS resource typing definitions, job titles/position qualification sheets, and EOC Skillsets. Users can inventory all their resources including equipment, personnel, teams, facilities, and supplies for day-to-day use and those available for mutual aid in larger-scale incidents. Learn more about the Resource Inventory System:

<https://preptoolkit.fema.gov/web/national-resource-hub/resourceinventorying>

OneResponder – Personnel Qualifications Management System



Supports organizations in managing their personnel and individual responder qualifications and training history in implementing the National Qualification System. It allows organizations to establish position requirements by issuing PTBs and provides functions to customize and track training and performance requirements to achieve capability targets. Learn more about the Personnel Qualifications & Credentialing Management:

<https://preptoolkit.fema.gov/web/national-resource-hub/personnel-qualifications>






Resource Inventory System



National
Resource
Hub



National Incident
Management System
Guideline for Resource
Management Preparedness

June 2021



What is the Resource Inventory System?

The Resource Inventory System (RIS) is a **centralized, secure, and cloud-hosted resource inventory solution** for use by the community in building and strengthening resource management preparedness. RIS enables organizations and users to identify and inventory their resources consistently with National Incident Management System (NIMS) resource typing definitions and National Qualification System (NQS) positions.



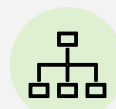
Use RIS to...

- ▶ Implement resource typing and inventorying across your organization.
- ▶ Automatically use the NIMS resource typing definitions cataloged in the Resource Typing Library Tool (RTLTL).
- ▶ Create local definitions when NIMS definitions or position qualification sheets do not align or apply.
- ▶ Determine the way in which to apply NIMS resource typing definition updates to your inventory.
- ▶ Use a basic "Resource Typing Calculator" functionality to aid organizations in confirming which NIMS resource typing definition their resource aligns to when inventorying.
- ▶ Increase appropriate resource data sharing (view only) across organizations to support preparedness, planning, and response.
- ▶ Host inventory in a centralized, cloud-hosted and secure environment, based on the downloadable IRIS software provided by FEMA.

WHAT'S IN IT FOR YOU...

- ★ Easily navigate the simple user interface to build out your inventory
- ★ Securely store your inventory in a cloud-hosted system
- ★ Share your inventory without worrying about version control

The Resource Inventory System is **available at no-cost to all state, local, territorial, and Tribal agencies, non-governmental organizations, and other mission partners**. With RIS, an organization can manage:



Teams



Equipment



Facilities



Personnel



Supplies



FEMA

To learn more, please visit: <https://preptoolkit.fema.gov/web/national-resource-hub/>


Implementation support is available through FEMA's National Integration Center and your FEMA Region by contacting: FEMA-NIMS@fema.dhs.gov



Resource Typing Library Tool



**National
Resource
Hub**



National Incident
Management System
Guideline for Resource
Management Preparedness





June 2021



FEMA

What is the Resource Typing Library Tool?

The Resource Typing Library Tool (RTLTL) is an online catalogue of national **resource typing definitions**, **job titles/position qualifications** and **Position Task Book (PTB) templates** that support implementation of the National Incident Management System (NIMS). NIMS resource types serves as the common language for the mobilization of resources prior to, during, and after major incidents. Resource managers use these definitions as the minimum criteria when identifying and inventorying their resources for capability estimation, planning, and for mobilization during mutual aid efforts.

Resource Typing Definitions	Job Titles/Position Qualifications	PTB Templates	EOC Skillsets
 <ul style="list-style-type: none"> • Are provided for equipment, teams, units, and facilities. • Categorize the resources requested, deployed, and used in incidents. 	 <ul style="list-style-type: none"> • Establish the minimum qualifications for positions. • Serve as the foundation for the inventorying, credentialing, and qualifying of personnel. 	 <ul style="list-style-type: none"> • Use PTB Templates to document the successful completion of tasks specific to a NIMS Incident Command System (ICS) position. 	 <ul style="list-style-type: none"> • Build custom PTBs from skillsets, to create the right combination of skills and abilities.



Use the Resource Typing Library To...

- ▶ Gain access to the latest FEMA issued national NIMS resource typing definitions, job title/position qualification sheets, PTB templates, and EOC Skillsets.
- ▶ Support your agency's efforts in implementing resource typing consistently with the NIMS.
- ▶ Easily search and filter content in RTLTL to identify the most applicable resources types for your agency's resource management efforts.

WHAT'S IN IT FOR YOU...

- ★ Ability to determine your resource typing using the resource typing calculator function
- ★ Clear understanding of minimum capabilities for your typed resources
- ★ Use of a public API to integrate the RTLTL into third party systems
- ★ Access to resource definitions as web-based products or in PDF format



FEMA

To learn more, please visit: <https://preptoolkit.fema.gov/web/national-resource-hub/>


Implementation support is available through FEMA's National Integration Center and your FEMA Region by contacting: FEMA-NIMS@fema.dhs.gov



OneResponder



National Resource Hub



National Incident Management System
Guideline for Resource Management Preparedness

June 2021



What is OneResponder?

OneResponder is the **personnel qualifications management tool** that is part of the National Resource Hub. It supports the implementation of the National Incident Management System's (NIMS) resource management objective to qualify, certify, and credential incident personnel and aids in implementing the National Qualifications System (NQS).




Use OneResponder To...

- ▶ Implement the NQS across your organization.
- ▶ Issue, track, and approve Position Task Books and Skillsets.
- ▶ Configure resources to local requirements.
- ▶ Manage qualifications and training.
- ▶ Share personnel qualifications information across organizations.

WHAT'S IN IT FOR YOU...

- ★ Manage your personnel qualifications and associated records
- ★ Meet requirements of the NIMS Implementation Objectives and NQS Implementation Objectives
- ★ Customize Position Task Book templates for unique positions or jurisdiction-specific tasks
- ★ Let individual responders log to view and manage their progress toward their qualifications



POSITION TASK BOOK FOR THE POSITION OF

ALL-HAZARDS NATIONAL INCIDENT MANAGEMENT SYSTEM (NIMS) INCIDENT COMMANDER (TYPE 1)

1a. Behavior: Essential readiness for assignment

TASK	CODE	EVALUATION RECORD #	EVALUATOR INITIALS AND DATE
1. Active properly equipped or designated time and location and check in according to agency organization guidelines: • Active with pre-incident and on-incident equipment • Carry out check-in procedures and receive assigned personnel for the scene	R, F, I		
2. Obtain complete incident and logistical information: • Incident scene, location, and assigned resources, risk type, responsibilities and expectations • Reporting time and location • Transportation arrangements and travel routes • Current procedures (agency, jurisdiction, and other) • Expected working conditions • Personal Protective Equipment (PPE) • Safety measures • Updated contact information and information links	R, F, I		
3. Obtain, assemble and prepare information and materials for the job. The list should contain critical items for the assignment and be easily transportable: • Incident • Critical response appropriate to the location • Authority (Incident Commander (IC)) identification • Agency-specific information and materials • Reference materials: • Functional guidelines relative to incident type (agency guidelines or other functional guidelines) • ICS operating guide or other operational guide • Policies • Agency-specific forms appropriate to the location	R, F, I		

OneResponder is available at no-cost to all state, local, territorial, and Tribal agencies, non-governmental organizations, and other mission partners.



FEMA

To learn more, please visit: <https://preptoolkit.fema.gov/web/national-resource-hub/>

Implementation support is available through FEMA's National Integration Center and your FEMA Region by contacting: FEMA-NIMS@fema.dhs.gov